



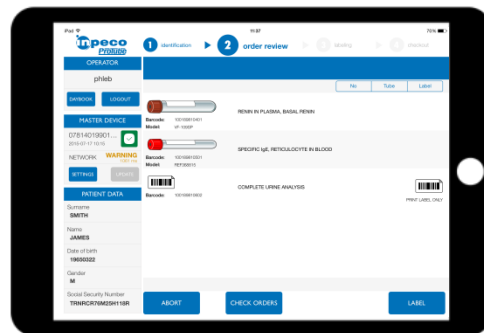
1
Patient Identification



- Positive Patient Identification.
- Selection of order.



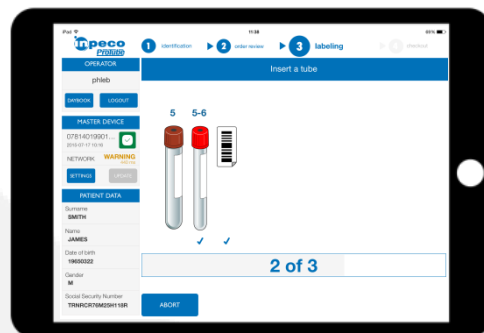
2
Order Review



- Cross-check of medical prescription to avoid inappropriate test requests.



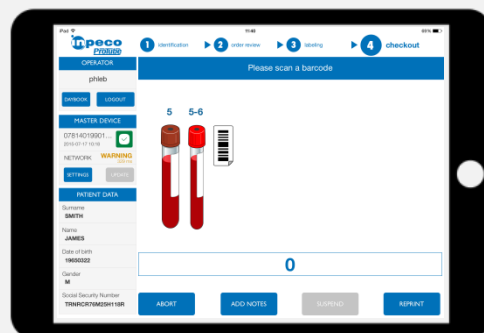
3
Labeling



- Automatic tube recognition (cap color and tube length).
- Smart labeling of tubes ensures free window for sample inspection.



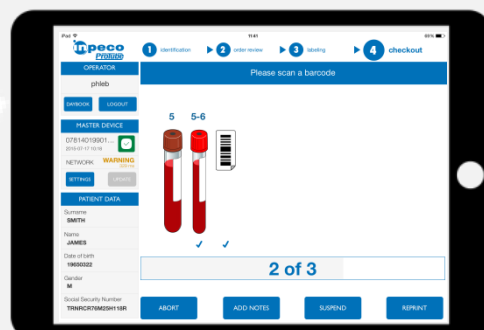
4
Sample Collection



- The phlebotomist proceeds with blood drawing and collection of other materials.



5
Checkout



- Confirmation for each collected specimen.
- Patient Checkout with timestamp when job is completed.